



Addon - Integration with Baselinker (ss_baselinker)

1. [Add-on functionalities](#)
2. [First configuration](#)
 - a. [Connection with Baselinker system](#)
 - b. [Add-on configuration](#)
 - c. [Configuration of vendors in Multi-Vendor](#)
 - d. [Configuration of custom fields sent to Baselinker](#)
3. [Using integration](#)
 - a. [Additional configuration options](#)
 - b. [Orders sync](#)
 - c. [Using integration in Multi-Vendor](#)
 - d. [Using integration with product variations](#)



1. Add-on functionalities:

Add-on integrates Baselinker with Multi-Vendor/CS-Cart and supports the following functions:

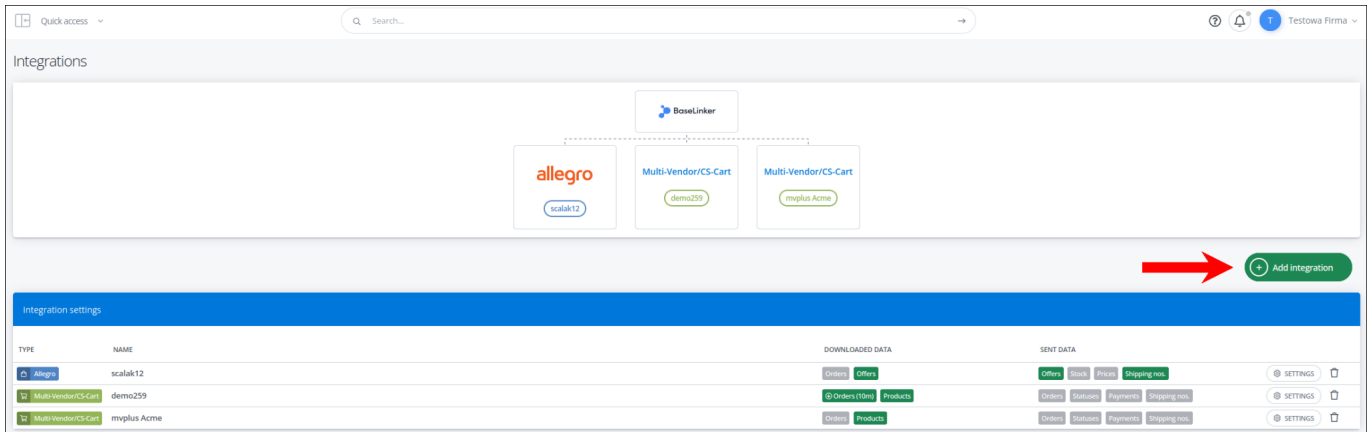
- Returning list of store categories (**Shop_ProductsCategories**)
- Returning list of products in store (**Shop_ProductsList**)
- Returning prices of products in store (**Shop_ProductsPrices**)
- Returning detailed data about selected products (**Shop_ProductsData**)
- Returning inventory of all products and their variants (**Shop_ProductsQuantity**)
- Setting inventory of products and their variants (**Shop_ProductsQuantityUpdate**)
- Creating orders in store based on sent data (**Shop_OrderAdd**)
- Downloading orders placed in store (**Shop_OrdersGet**)
- Updating orders earlier added to database (**Shop_OrderUpdate**)
- Returning list of available order statuses (**Shop_StatuesList**)
- Returning list of available shipping methods (**Shop_DeliveryMethodsList**)
- Returning list of available payment methods (**Shop_DeliveryMethodsList**)

Warning: If in add-on configuration Products -> Export products both checkboxes will be unchecked, no product list will be downloaded. In Multi-Vendor, list of products contains products from ALL vendors, which may cause performance issues.

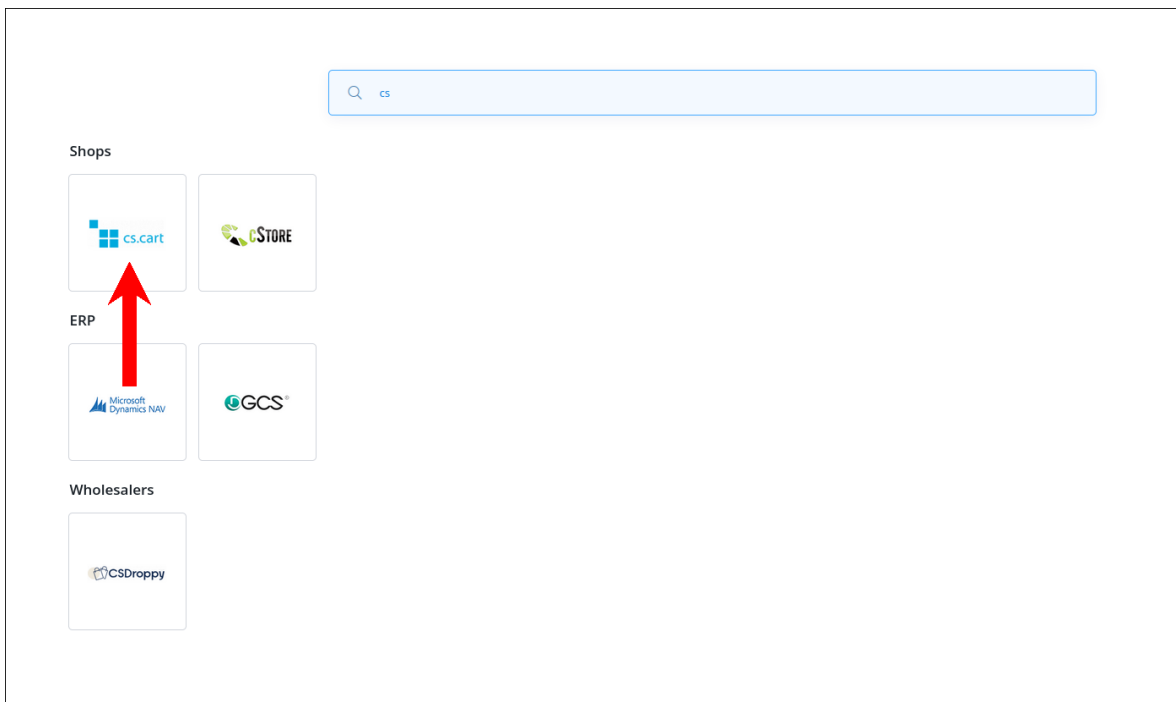
2. First configuration:

Connection with Baselinker system

To configure connection with Baselinker, go into tab “Integration” and click button “Add integration”.



Select CS-Cart from the opened list of available integration.



In new window, type name of an app, and address of data exchange file, obtainable from add-on configuration. Communication password has to be typed into add-on configuration.



The customer wants an invoice - ID of respective profile field, which indicates that customer wants to receive an invoice for order.

Data exchange file address - address to type in Baselinker configuration when creating integration.

[SoftSolid] - Integration with Baselinker All DEMO STC DEMO STC

General **Settings** Information

General **Products** Product codes Orders CS/MV->BL Orders BL->CS/MV Logs Stats

Export products: Active
Export products with selected statuses. If you do not want to sync products with Baselinker, uncheck all statuses. Hidden

Options type: Product variants

Promotion price:
Mark, if product should use promotion price (while it's in promotion).

Delete company_id from images:
Check if you want to remove company_id from the photo access path.

By default, when sending products to Baselinker add-on uses standard product name and description fields. Decide if you want to use alternative 'Product name for Baselinker' and 'Description for Baselinker' fields, available in product configuration in tab Baselinker.

Product names for Baselinker (**ProductsData**):

Product descriptions for Baselinker (**ProductsData**):

Product names for Baselinker (**ProductsList**):

Product language: Polski

Define, in which language products should be sent to Baselinker.

Products currency: PLN

Select in which currency products should be sent from store to Baselinker.



Export products - select statuses of products, which should be exported to Baselinker. Uncheck both checkboxes to prevent syncing products at all.

Options type - select method of building product options. For 4.9+ store, we recommend "Product variations", since product options are deprecated.

Promotion price- decide if price of products exported to Baselinker should be affected by current promotions.

Delete company_id from images - changes links to product images, so they do not contain vendor's unique ID.

Product names/descriptions for Baselinker- when configuring products, you can type special product name and description for Baselinker. If those fields in configuration will be checked, names and descriptions of products sent to Baselinker will be obtained from those fields, not the regular ones. Those names can be used ex. for placing auctions through eBay.

The screenshot shows a product configuration page for '16GB A Series Walkman Video MP3'. At the top, there are navigation buttons and a 'Save' button. Below that, the language is set to 'English'. A series of tabs are visible: 'General', 'SEO', 'Options', 'Variations', 'Shipping properties', 'Quantity discounts', 'Subscribers', 'Add-ons', 'Features', 'Attachments', and 'Reward points'. Underneath these tabs, there are two sub-tabs: 'Required products' and 'Baselinker'. The 'Baselinker' sub-tab is active. It contains two main input areas: 'Name of product in Baselinker.' with a text input field and a small icon, and 'Description of product in Baselinker.' with a rich text editor toolbar and a text area below it.

Product currency/language - select language and currency, used when exporting products to Baselinker.



[SoftSolid] - Integration with Baselinker All DEMO STG DEMO STG

General **Settings** Information

General Products **Product codes** Orders CS/MV->BL Orders BL->CS/MV Logs Stats

Feature code Brand:
Enter 'Feature Code' or Feature ID that contains product brand information

Product EAN code:
Choose where the EAN code should be taken from. If you have EAN next to the product in the 'Code' field, select 'Product code'. If it is a feature, select 'Feature'

Feature code EAN:
Enter 'Feature code' or feature ID that contains EAN

Product SKU code:
Choose how should be assembled SKU code sent to the Baselinker. If product code contains its SKU, select 'Product code'. If you want to assemble SKU from features, select option 'Features' and fill the field 'SKU code pattern'.

SKU code pattern:
Type pattern, which should be used to assemble product SKU code. Use #(feature id, available on features list), to add a value of feature with certain ID assigned to product. (Example pattern: #328_#918)

Feature code Brand - type code of feature which contains info about product brand.

Product EAN code - select source of product EAN code. Option "Product code" gets EAN from base product code. Option "Feature" takes EAN from selected feature, which ID has to be typed in field **Feature code EAN**.

Product SKU code - works the same as previous field, but allows determining source of product SKU code.



← [SoftSolid] - Integration with Baselinker All DEMO STC DEMO STC

General Settings Information

General Products Product codes Orders CS/MV->BL Orders BL->CS/MV Logs Stats

Paid orders: Paid
Order statuses, which mean that order has been paid.
 Complete
 Open
 Failed
 Declined
 Backordered
 Canceled
 Kontakt telefoniczny
 Incomplete

COD payments: Przelew na konto
Choose which payments are COD payments.
 Płatność przy odbiorze

Orders currency:
Select in which currency orders should be sent from store to Baselinker.

Paid orders - choose order statuses which mean that order has been paid.

COD payments - choose payments which function as COD payments.

Orders currency - choose currency, in which orders will be sent to Baselinker.



[SoftSolid] - Integration with Baselinker All DEMO STG DEMO STG

General **Settings** Information

General Products Product codes Orders CS/MV->BL **Orders BL->CS/MV** Logs Stats

Default shipping: Custom shipping method

Default shipping method, if it won't be send by Baselinker

Default payment method: Przelew na konto

Default payment method, if it won't be send by Baselinker

Order paid: Paid

Setting chosen order status, when BL will send information that order has been paid.

Apply catalog promotions:

When sharing orders from BL to CS/MV apply catalog promotions (constant discounts of products, visible on products list).

Apply cart promotions:

When sharing orders from BL to CS/MV apply cart promotions (activated when certain conditions of products in cart are fulfilled).

Aktualizuj zamówienia:

Twórz nowe zamówienie podczas aktualizacji zamówienia w Baselinker.

Default shipping/payment - choose default shipping/payment method, if order obtained from Baselinker does not contain it.

Order paid - select status, to which should be set paid orders obtained from Baselinker.

Apply catalog/cart promotions - after sending order from Baselinker to CS-Cart/Multi-Vendor, apply catalog/cart promotions to it (only promotions which conditions are fulfilled will be applied)

Update orders - when order gets updated in Baselinker, create a new one in CS-Cart/Multi-Vendor.



← [SoftSolid] - Integration with Baselinker All DEMO STC DEMO STC

General Settings Information

General Products Product codes Orders CS/MV->BL Orders BL->CS/MV Logs Stats

ProductsCategories:

ProductsList:

ProductsData:

ProductsQuantity:

ProductsQuantityUpdate:

ProductsPrices:

OrderAdd:

OrdersGet:

OrderUpdate:

StatusesList:

DeliveryMethodsList:

PaymentMethodsList:

Tab **Logs** allows you to select, which actions should be logged in add-on logs. In most cases, default settings can be left.



Configuration of vendors in Multi-Vendor

If add-on was installed in Multi-Vendor store, vendor can configure connection with their own instance of Baselinker,

← ▾ Simtech

Baselinker ▾

Allow Baselinker access:

Communication password:

Link:

Products (BL) ▾

Export products with selected statuses. If you do not want to sync products with Baselinker, uncheck all statuses. [?](#)

Active

Hidden

Option type:

Promotion price:

_ss_baselinker_use_bl_name

Product descriptions for Baselinker

Products language:

Products currency:

Orders CS/MV->BL ▾

Platności pobraniowe:

- Płatność Simtech 1
- Płatność Simtech 2
- Credit card
- Phone ordering

Orders currency:

Orders BL->CS/MV ▾

Default shipping:



← ▾ **Simtech**

Phone ordering

Orders currency [?]:

Orders BL->CS/MV ▾

Default shipping [?]:

Default payment [?]:

Paid order [?]:

Apply catalog promotions [?]:

Apply cart promotions [?]:

Update orders [?]:

Logs ▾

ProductsCategories:

ProductsList:

ProductsData:

ProductsQuantity:

ProductsQuantityUpdate:

OrderAdd:

OrdersGet:

OrderUpdate:

StatusesList:

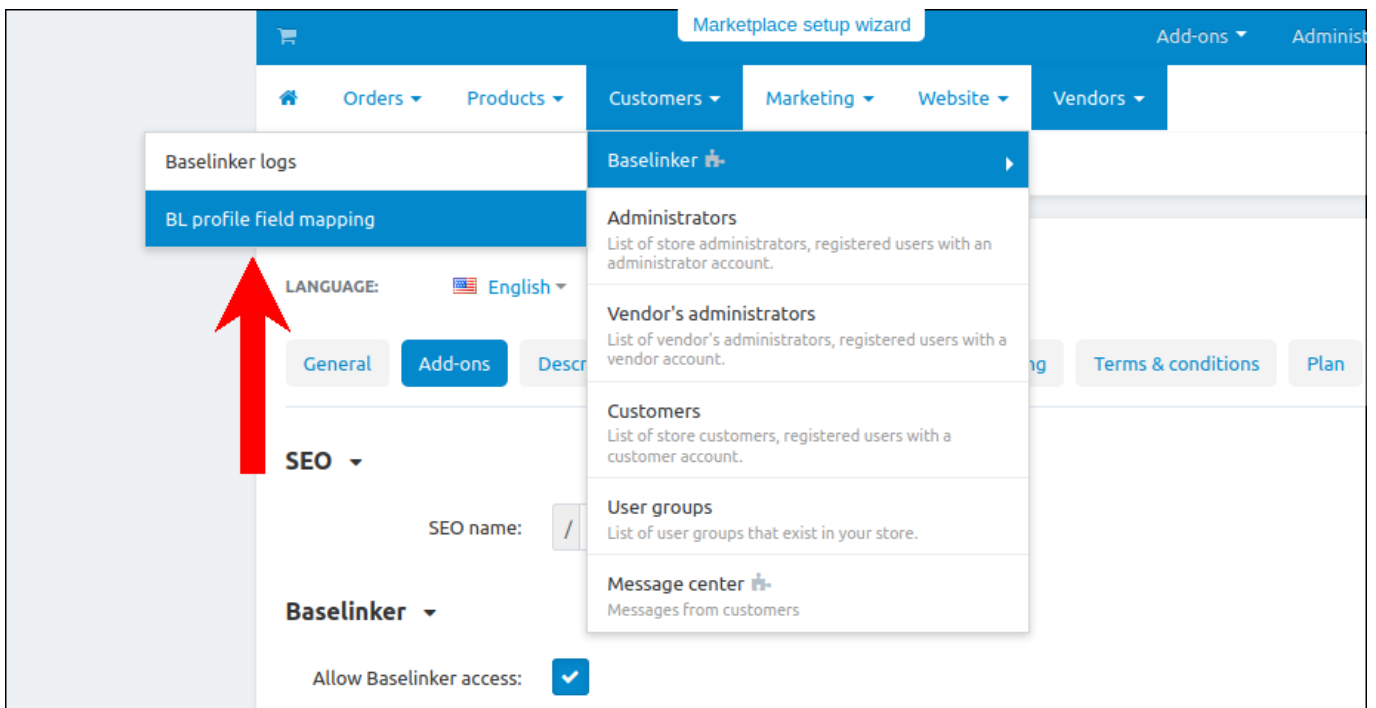
DeliveryMethodsList:

Vendor configuration mirrors the add-on configuration, but does not contain global fields (related to profile fields or features) and contains an additional field “Allow Baselinker access”. It is visible only for administrators and allows enabling or disabling access to Baselinker for certain vendors.

Configuration of custom fields sent to Baselinker

When syncing orders CS/MV -> BL (orders from the store are sent to Baselinker), certain info about orders is sent which is based on a database fields. That info can be changed using profile field mapping.

This functionality is available in menu Customers -> Baselinker -> BL profile field mapping.



Interface of adding fields contains the following data:

Record name - name which identifies field on the list, purely informational.

Field in Baselinker - select field from the list, which content should be changed.

Content - type a query which should replace the content of this field. Using brackets, you can fill the field with profile field values (you can use profile fields codes that display under the form).



Example: if we select “delivery_fullname” (which normally contains firstname and lastname of customer), and in content we type query “COMPANY: {s_company_name}”, synced order with Baselinker will have this field replaced with that query, and {s_company_name} will be replaced with the content of such profile field for that order.

← Editing field: Change user name
Save

LANGUAGE: English

Record name ?:

Field in Baselinker ?:

Content ?:

Status: Active Disabled

Values from the 'Field code' or 'ID' columns can be entered into the 'Content' field

Field code	ID	Field name
{firstname}	{6}	First name
{lastname}	{7}	Last name
{company}	{8}	Company
{phone}	{9}	Phone
{email}	{32}	E-mail
{b_firstname}	{14}	First name
{b_lastname}	{16}	Last name
{b_address}	{18}	Address
{b_address_2}	{20}	Address

← Managing fields
⚙️ +

LANGUAGE: English

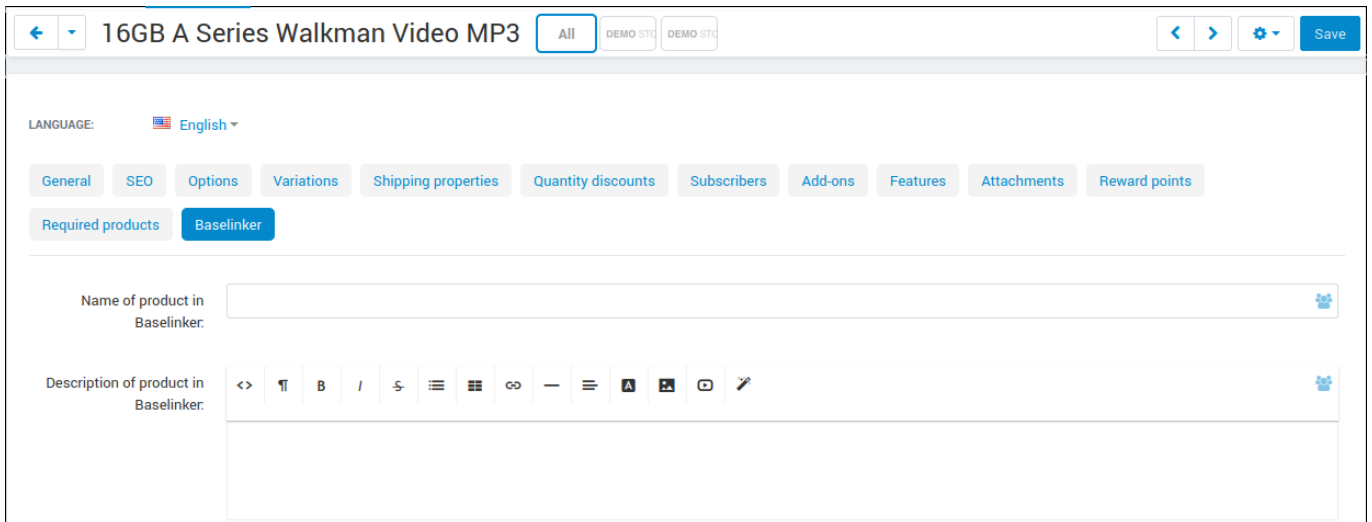
<input type="checkbox"/>	ID	Record name	Field in Baselinker	Status
<input type="checkbox"/>	1	Change user name	delivery_fullname	Active



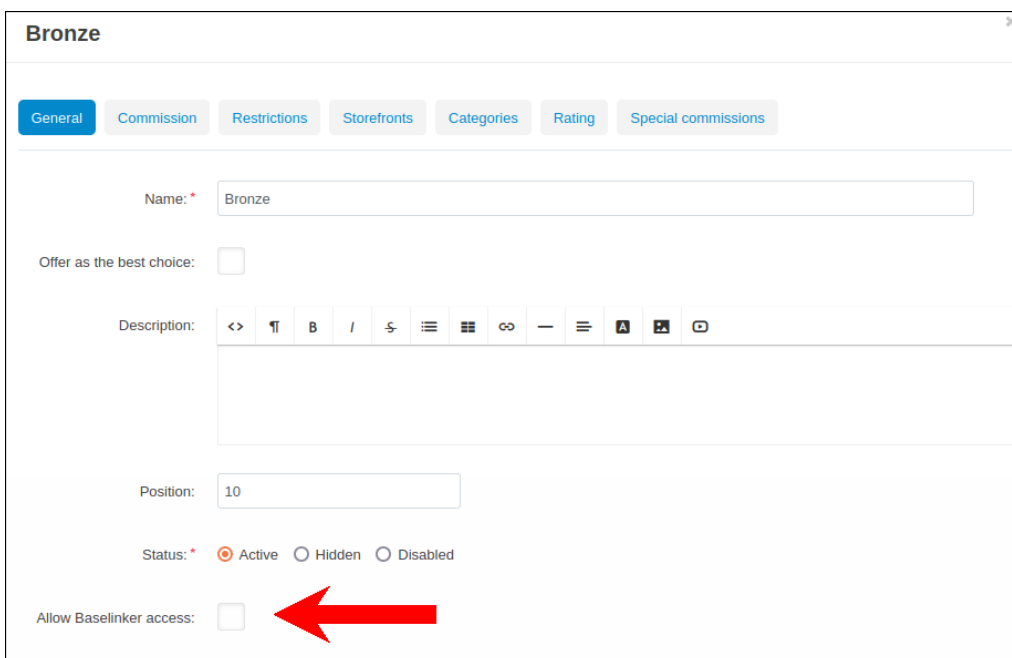
3. Using integration

Additional configuration options

After add-on installation, in product configuration a special tab “Baselinker” will appear. This tab contains fields for name and description of the product, which should be used in Baselinker and will replace the standard ones when syncing orders. You don’t have to fill this field for all products - if they’re empty, Baselinker will just take regular product name and description.



If store uses “Vendor plans”, in vendor plan configuration you can enable or disable vendor access to the Baselinker integration. You can still enable integration individually for every vendor.






Orders sync

To sync orders in store with Baselinker, in configuration of integration in Baselinker, in “Orders” tab you have to mark a field “Downloading orders from the store”.

Online shop » demo259

Connection	Orders	Products	Synchronization	Statuses	Shippings	Payments	Prices	Stock
------------	---------------	----------	-----------------	----------	-----------	----------	--------	-------

The exchange of the order information can be two-way. The system allows downloading orders **from the store** to the BaseLinker order manager and submitting orders from m. handle all sales. ?

 Downloading orders from the store

Downloading orders - status

Adding orders to the shop

Adding orders - customer login

Adding orders - offer number

Adding orders - comments

Add order - comment

By default, the buyer's comment is copied to the store order. The above field allows you to all the tags described in the email templates editor.

Warning: note that Baselinker only downloads orders placed AFTER sync was enabled, so if you want to use it, it is recommended to enable it right after creating an integration.



Using integration in Multi-Vendor

If in Multi-Vendor an add-on “Common vendor products” is installed, each vendor can define his own Baselinker name and description for each common product they are selling.

← Products that vendors can sell			
<input type="checkbox"/>	NAME ~ / CODE	PRICE (\$)	LIST PRICE (\$)
<input type="checkbox"/>	100g Pants	30.00	31.00

← 100g Pants

General Shipping properties Variations Quantity discounts Product bundles **Baselinker**

Name of product in Baselinker:

Description of product in Baselinker:
 <> ¶ B / ↵ ☰ ☷ 🔗 — ☰ A ✖ 📎



Using integration with product variations

If add-on “Product variations” is active, for each variant of product a separate name & description in Baselinker can be defined.

16GB A Series Walkman Video MP3 [All] [DEMO STG] [DEMO STG] [Save]

LANGUAGE: English

General SEO Options Variations Shipping properties Quantity discounts Subscribers Add-ons Features Attachments Reward points

Required products Baselinker

Name of product in Baselinker:

Description of product in Baselinker:

Names of variants are visible in Baselinker, for example when creating Allegro auctions.

Warianty

Ten produkt posiada w magazynie oddzielne warianty. Każdy wariant może zostać wystawiony w odrębnej ofercie, możesz także połączyć te oferty grupą wariantów, w której klient sam wybiera wariant (np. rozmiar) przy zakupie. Oferty wielowariantowe obsługiwane są tylko w wybranych kategoriach Allegro.

Warianty produktu WARIANT 1

ID PRODUKTU	ID WARIANTU	EAN	SKU	NAZWA	STAN	CENA
<input type="checkbox"/> 290	0			WARIANT 1	1	55
<input checked="" type="checkbox"/> 290	291	61CDCA9F0F091		WARIANT 2	1	55
<input type="checkbox"/> 290	292	61CDCA9F0F098		WARIANT 3	1	55

Zaznacz/odznacz warianty

Nie łącz wariantami (wystaw oddzielnie) Utwórz nową grupę wariantową

Każdy produkt zostanie wystawiony jako oddzielna aukcja/oferta, nie zostaną one połączone w grupy wariantowe.

Zapisz Anuluj